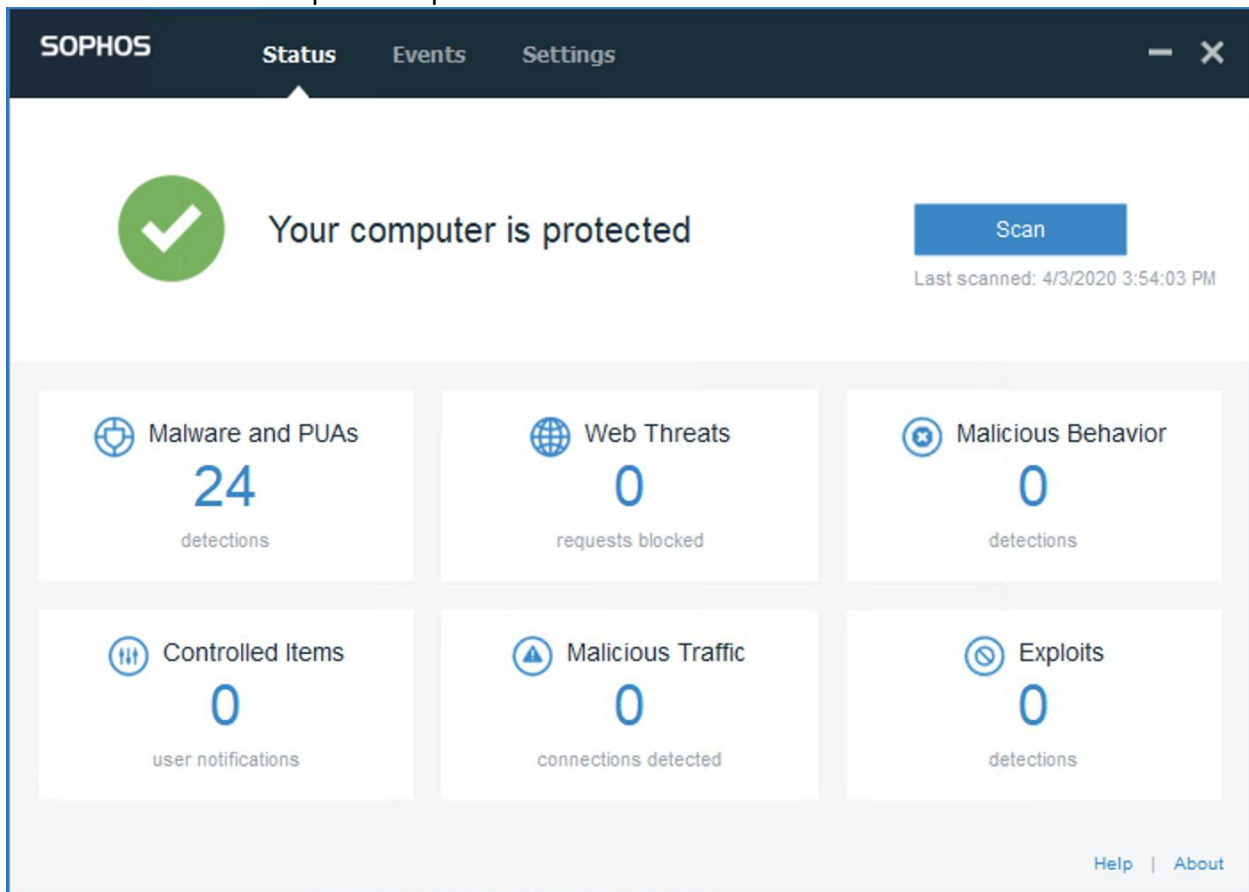


Libero is a very complex program, and while working on this project we spent a lot of time trying to solve a multitude of errors. We were able to figure out several things that may help resolve strange errors that may be encountered.

rwnetlist.exe and Sophos Antivirus

Sophos Antivirus is the primary Antivirus program that the School uses on all of its computers. It has a feature which scans every executable on the computer for malicious code using machine learning and will delete any file that it deems suspicious. Unfortunately for us, there is a file called “rwnetlist.exe” which will get deleted every time you attempt to use Libero. This will cause your Synthesis to fail and the only way to fix it is to temporarily disable Sophos and place the file back into the proper folder.

Open Sophos Antivirus from the system tray in the taskbar or open it by using windows search function. It is called “Sophos Endpoint”



Go to the settings tab.

The screenshot displays the Sophos Settings window. At the top, there is a dark navigation bar with the 'SOPHOS' logo on the left and 'Status', 'Events', and 'Settings' tabs in the center. The 'Settings' tab is active. In the top right corner of the window, there are standard window control icons: a minus sign, a close 'X', and a maximize icon.

Below the navigation bar, there is a light gray bar containing a checkbox labeled 'Override Sophos Central Policy for up to 4 hours to troubleshoot'. Below this bar, the settings are organized into several sections, each with a title and a list of toggleable options:

- Deep learning**
 - Enable deep learning
- Real Time Scanning**
 - Files
 - Internet
- Controls on Users**
 - Peripheral Control
 - Application Control
 - Web Control
 - Data Loss Prevention
 - Tamper Protection
- Runtime Protection**
 - Ransomware Detection
 - Safe Browsing
 - Exploit Mitigation
 - Network Threat Protection
 - Malicious Behavior Detection (HIPS)
- Computer Controls**
 - Windows Firewall

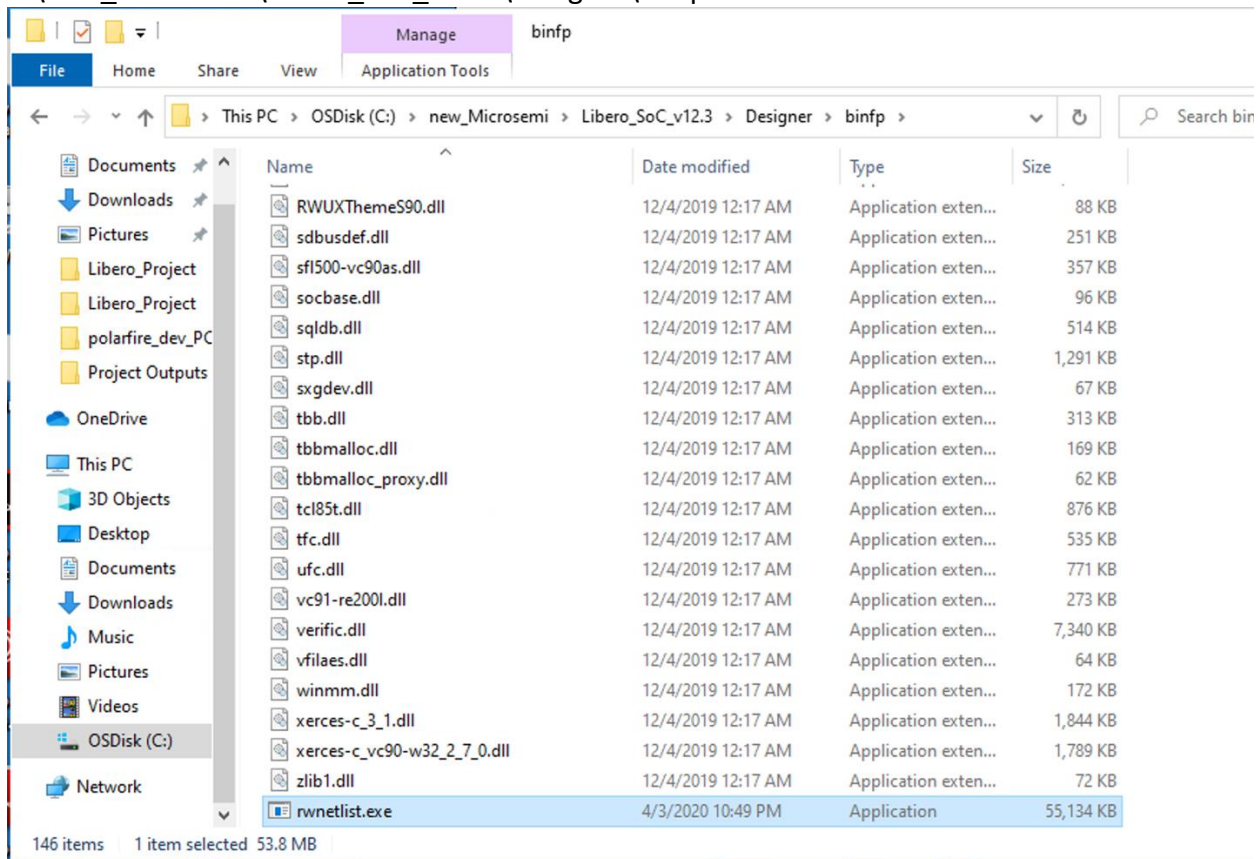
In the bottom right corner of the window, there are links for 'Help' and 'About'.

Check the box to Override Sophos for 4 hours and turn every protection off.

The screenshot shows the Sophos Settings window with the following configuration:

- SOPHOS** (Application Name)
- Navigation: Status, Events, **Settings**
- Override Sophos Central Policy for up to 4 hours to troubleshoot:
- Deep learning**
 - Enable deep learning:
- Real Time Scanning**
 - Files:
 - Internet:
- Controls on Users**
 - Peripheral Control:
 - Application Control:
 - Web Control:
 - Data Loss Prevention:
 - Tamper Protection:
- Runtime Protection**
 - Ransomware Detection:
 - Safe Browsing:
 - Exploit Mitigation:
 - Network Threat Protection:
 - Malicious Behavior Detection (HIPS):
- Computer Controls**
 - Windows Firewall:
- Footer: [Help](#) | [About](#)

Open the zip folder which contains a copy of rwnetlist.exe and copy it into the folder at C:\new_Microsemi\Libero_SoC_v12.3\Designer\binfp

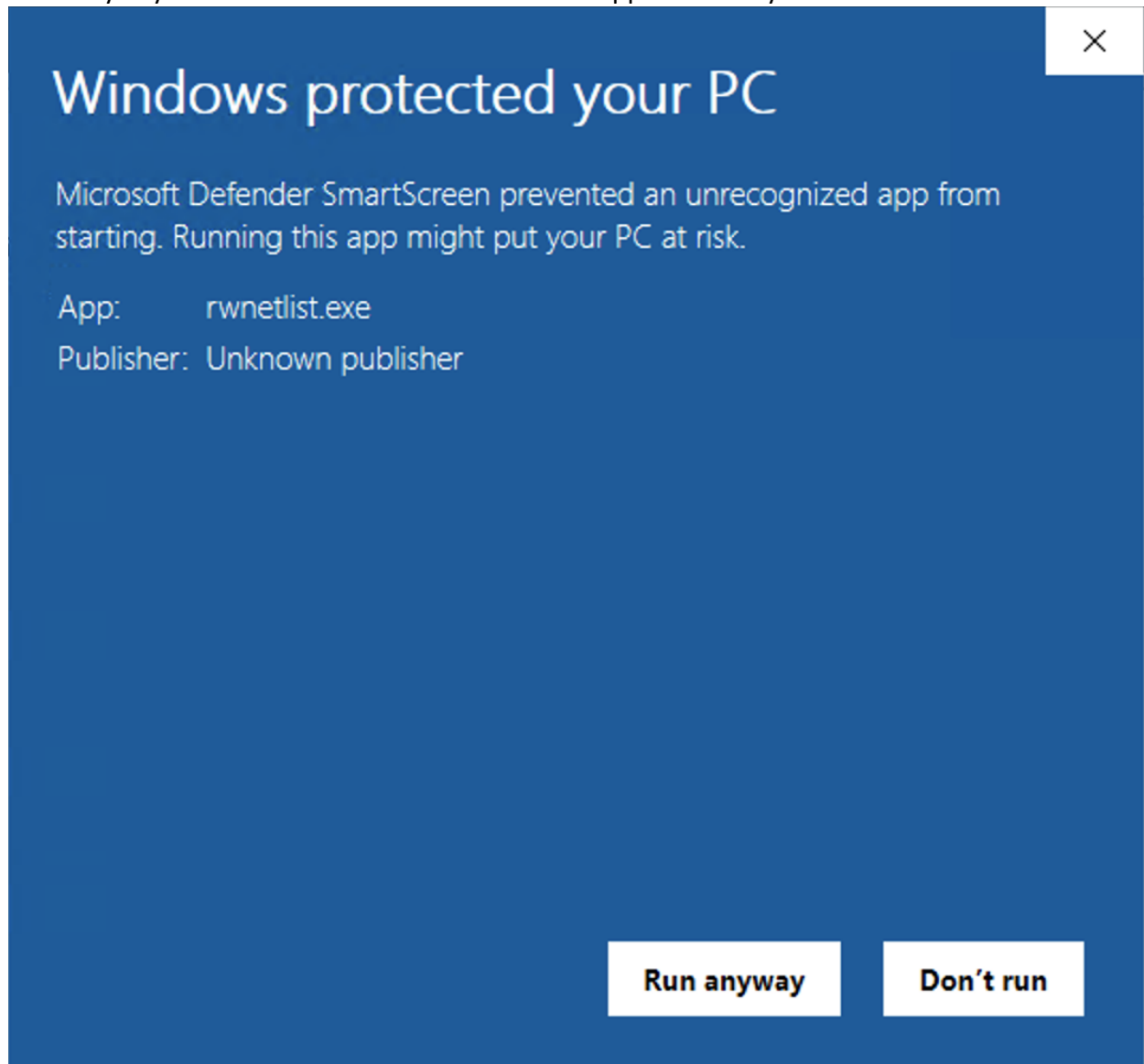


Even though the file is back in the correct location it will not run because Windows Defender will block it. To fix this you must manually run it by double clicking on the rwnetlist.exe

executable. This screen should pop up indicating Windows has stopped it from running.



Click on “More info”. This will bring up the option to run the program anyway. Once you choose “Run anyway” a black command line window will appear which you can exit out of.



Now Libero has the file it needs to run synthesis correctly. This process will probably need to be repeated every time you log on to use Libero.

Other Miscellaneous Errors

There were several other errors that we occasionally came across which seemed to happen with no rhyme or reason but caused Libero to fail Synthesis or Place & Route while giving no error message or an error message which has little to no information in any documentation we

could find. We discovered that the way to get past these errors is to simply restart the computer. Since this project may be done remotely it is important to be sure you only restart the computer and do not accidentally power it off.

Additionally, one other tip that may be helpful to remember if there are errors with the Synthesizing or running Place & Route is to try Cleaning before you run.

